

## DT Series Expands DIN Mounted SPD Options



### **DTA** SERIES - IEC CLASS I+II \$\$\$

UL1449 Listed Edition 4 Type 1CA. Complies with: EN 61643-11 Type 1 & 2 IEC® 61643-11 Class I, Class II. Lowest possible VPR combined with a robust high peak surge current rating. All versions of the DT series feature hot swappable modules.



### **DTE** SERIES - IEC CLASS II \$\$

UL1449 Listed Edition 4 Type 1CA. DTE is the next evolution of the legendary FDS Series. Enhanced with patented Frequency Discriminating (FD) technology, the DTE continues to function at a high level, even after sustained and abnormal over-voltage events.



### **DTB** SERIES - IEC CLASS II \$

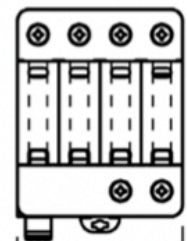
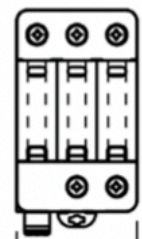
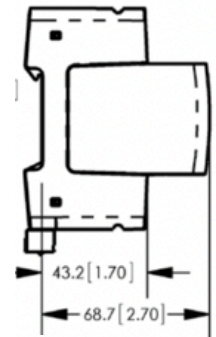
UL1449 Listed Edition 4 Type 1CA. DTB provides many of the same benefits as the DTA series but, is specifically designed to fit within the parameters of IEC Class II environments. The DTB allows the system designer to effectively coordinate protection while keeping total project costs in check.



## DTA Series Model Selection Guide



MODEL	VOLTAGE
<b>DTA1M</b>	150V Module
<b>DTA2M</b>	300V Module
<b>DTA4M</b>	550V Module
<b>DTA6M</b>	750V Module
<b>DTA11R</b>	1 Module, 120 VAC
<b>DTA12R</b>	1 Module, 240 VAC
<b>DTA14R</b>	1 Module, 480 VAC
<b>DTA21R</b>	2-Mode, 120 VAC 2w+G
<b>DTA22R</b>	2-Mode, 240 VAC 2w+G
<b>DTA24R</b>	2-Mode, 480VAC 2w+G
<b>DTA26R</b>	2-Mode, 60 VAC 2w+G
<b>DTA31R</b>	3ph, 120/208 VAC, 3w+G
<b>DTA32R</b>	3ph, 240VAC Delta, 3w+G
<b>DTA34R</b>	3ph, 277/480 VAC, 3w+G
<b>DTA36R</b>	3ph, 600 VAC 3w+G
<b>DTA41R</b>	3ph, 120/208 VAC, 4w+G
<b>DTA44R</b>	3ph, 277/480 VAC, 4w+G



[Additional Voltage Configurations Not Shown Here](#)

## DTA Series Module Specifications

	DTA 1M	DTA 2M	DTA 4M	DTA 6M
Voltage	120V	240V	277/480V	600V
MCOV	150V	300V	550V	750V
In	20 kA In	20 kA In	20 kA In	20 kA In
I <sub>max</sub>	50 kA 8/20	50 kA 8/20	50 kA 8/20	50 kA 8/20
SCCR	200kAIC	200kAIC	200kAIC	200kAIC
I <sub>sc</sub>	50kAIC	50kAIC	50kAIC	50kAIC
VPR	600V	1000V	1500V	2000V
VPL	1250V	1750V	2300V	2500V
Fraquency	50-60 Hz	50-60 Hz	50-60 Hz	50-60 Hz
Response	<25 ns	<25 ns	<25 ns	<25 ns
Backup Fuse	250A@50kA	250A@50kA	250A@50kA	250A@50kA
Stranded	#4 max	#4 max	#4 max	#4 max
Solid	#2 max	#2 max	#2 max	#2 max
Protection	L-G N-G	L-G N-G	L-G N-G	L-G N-G
TOV 120min	229V withstand	403V	581V	697V
TOV UL/m	229V withstand	629V failsafe	762V failsafe	915V failsafe
Torque	3.32 ft lb	3.32 ft lb	3.32 ft lb	3.32 ft lb
Humidity	5-95% RH	5-95% RH	5-95% RH	5-95% RH
Temp	-31 to 185 F			
Enclosure	Thermoplastic UL-94-0 Rating: IP20			
Mount	35mm top hat DIN rail mount			
Status	Remote Alarm Contacts, Mechanical Flag per module			
Remote	1.0 A @ 250 VAC			
Contact	1.0 A @ 125 VAC			
Switching	0.5 A @ 48 VDC, @ 24 VDC, @ 12 VDC			
Certification	VDE, CE, Omega DTB Series			
Complies w	EN 61643-11 Type 2, IEC 61643-11 Class II			
Approvals	UL® 1449 Ed 4.0: Type 1CA (Component Assembly)			

